

English

Español



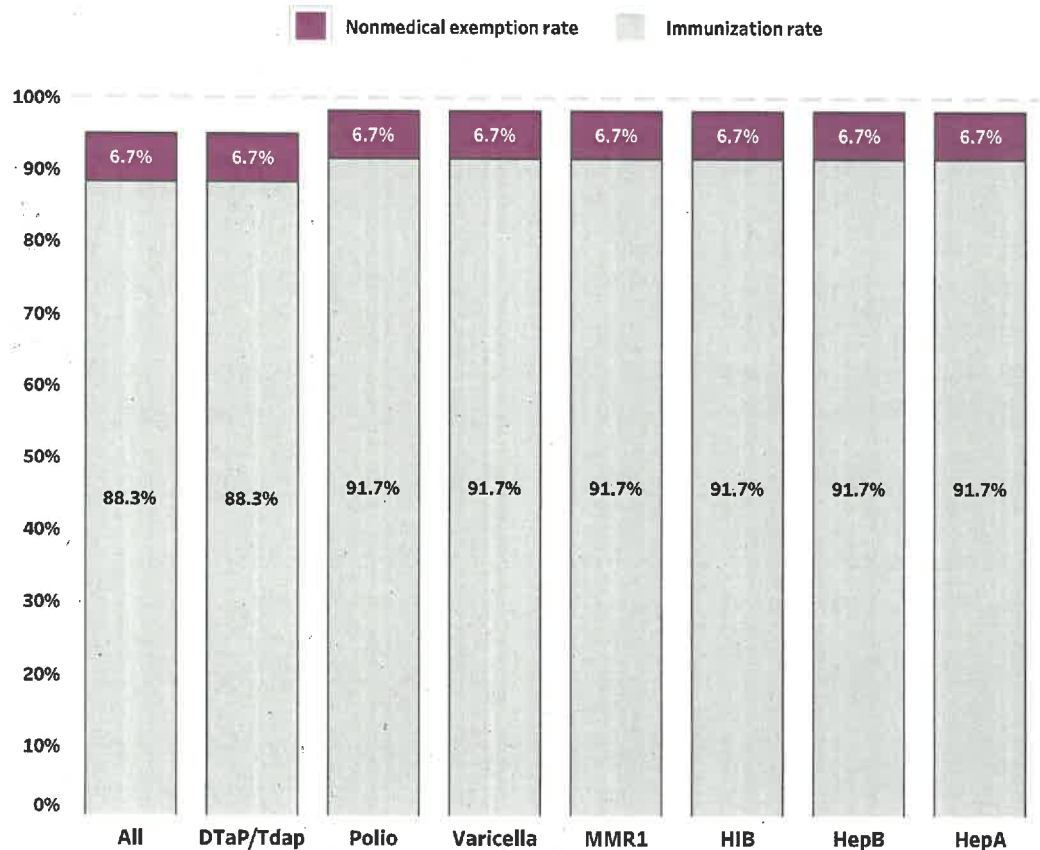
Below shows the immunization and exemption rates for your school in the 2025-2026 school year. The goal is for at least 95% of children to be immunized for community protection and to reduce the chance of spreading vaccine preventable diseases.

Selected school: **Head Start of Yamhill County- Newberg, Yamhill**

## Head Start of Yamhill County- Newberg Yamhill County

| Head Start of Yamhill County- Newberg | Yamhill |
|---------------------------------------|---------|
| Enrollment *                          | 60      |
| Not Required **                       | 1       |
| Under 18 Months ***                   | 5       |
| % No Record ****                      | 0.0%    |
| % All Required Vaccines               | 88.3%   |
| % DTaP / Tdap                         | 80.2%   |
| % Polio                               | 85.3%   |
| % Varicella                           | 91.7%   |
| % MMR1                                | 91.5%   |
| % Hep B                               | 90.4%   |
| % Hep A                               | 91.7%   |
| % HIB                                 | 91.4%   |
| % NME - Any                           | 90.2%   |
| % NME - DTaP / Tdap                   | 89.2%   |
| % NME - Polio                         | 89.0%   |
| % NME - Varicella                     | 6.7%    |
| % NME - MMR1                          | 6.7%    |
| % NME - HepB                          | 6.7%    |
| % NME - Hep A                         | 6.7%    |
| % NME - HIB                           | 6.7%    |
| % NME - All                           | 6.7%    |
| % Medical Exemption                   | 0.0%    |

\* Number of children enrolled in this site as of March  
 \*\* Additional children not included in enrollment number for whom immunizations are not required to be reported because their records are tracked by another site or attend fewer than 5 days per year  
 \*\*\* Additional children not included in enrollment number 18 months and under for whom immunizations are not required to be reported because of their age  
 \*\*\*\* Percent of children with no immunization or exemption record



The chart shows both the vaccination and nonmedical exemption rates (NME) for each vaccine. These numbers may not total 100% if some children have medical exemptions, or are incomplete or in process with immunizations but do not need an exemption because they are on schedule.

English

Español



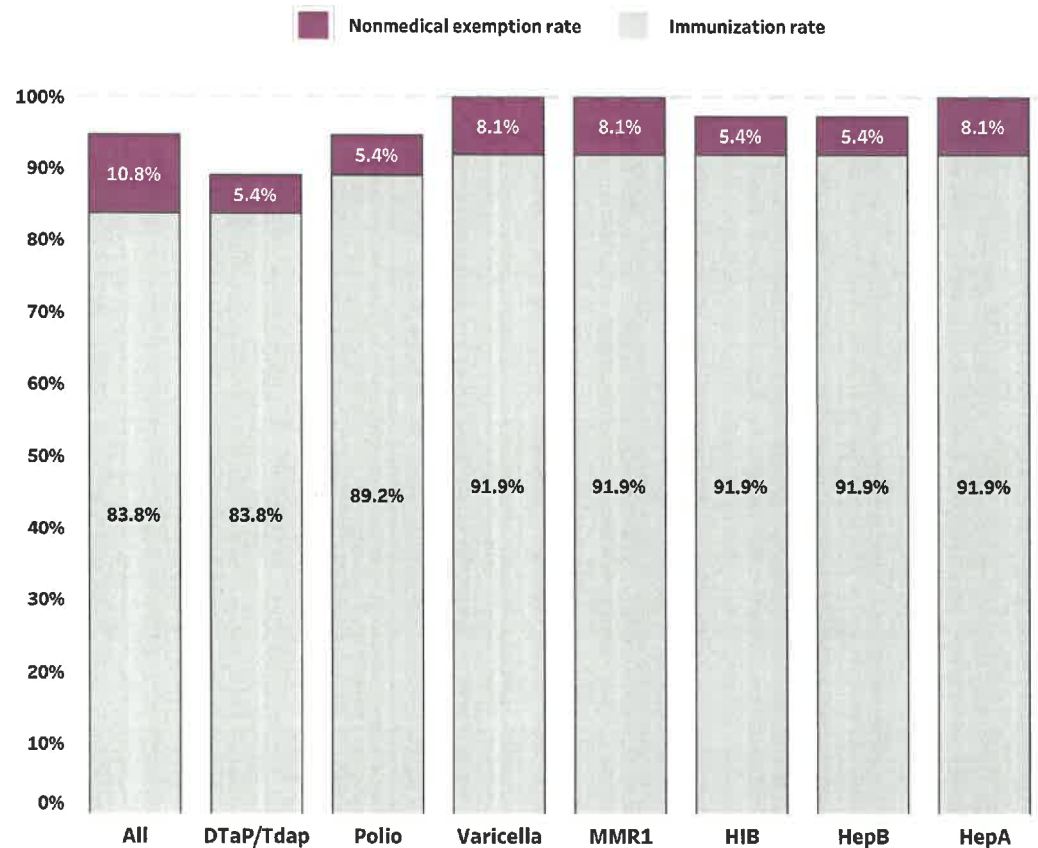
Below shows the immunization and exemption rates for your school in the 2025-2026 school year. The goal is for at least 95% of children to be immunized for community protection and to reduce the chance of spreading vaccine preventable diseases.

Selected school: **Head Start of Yamhill County - Sheridan W/S Center, Yamhill**

## Head Start of Yamhill County - Sheridan W/S Center Yamhill County

|                         | Head Start of Yamhill<br>County - Sheridan W/S<br>Center | Yamhill |
|-------------------------|--|---------|
| Enrollment *            | 37   |         |
| Not Required **         | 0  |         |
| Under 18 Months ***     | 0  |         |
| % No Record ****        | 0.0%   |         |
| % All Required Vaccines | 83.8%  | 80.2%   |
| % DTaP / Tdap           | 83.8%  | 85.3%   |
| % Polio                 | 89.2%  | 91.5%   |
| % Varicella             | 91.9%  | 90.4%   |
| % MMR1                  | 91.9%  | 91.4%   |
| % Hep B                 | 91.9%  | 90.2%   |
| % Hep A                 | 91.9%  | 89.2%   |
| % HIB                   | 91.9%  | 89.0%   |
| % NME - Any             | 10.8%  |         |
| % NME - DTaP / Tdap     | 5.4%   |         |
| % NME - Polio           | 5.4%   |         |
| % NME - Varicella       | 8.1%   |         |
| % NME - MMR1            | 8.1%   |         |
| % NME - HepB            | 5.4%   |         |
| % NME - Hep A           | 8.1%   |         |
| % NME - HIB             | 5.4%   |         |
| % NME - All             | 5.4%   |         |
| % Medical Exemption     | 0.0%   |         |

\* Number of children enrolled in this site as of March  
 \*\* Additional children not included in enrollment number for whom immunizations are not required to be reported because their records are tracked by another site or attend fewer than 5 days per year  
 \*\*\* Additional children not included in enrollment number 18 months and under for whom immunizations are not required to be reported because of their age  
 \*\*\*\* Percent of children with no immunization or exemption record



The chart shows both the vaccination and nonmedical exemption rates (NME) for each vaccine. These numbers may not total 100% if some children have medical exemptions, or are incomplete or in process with immunizations but do not need an exemption because they are on schedule.

English

Español



Below shows the immunization and exemption rates for your school in the 2025-2026 school year. The goal is for at least 95% of children to be immunized for community protection and to reduce the chance of spreading vaccine preventable diseases.

Selected school: **Head Start of Yamhill County - Praise Center, Yamhill**

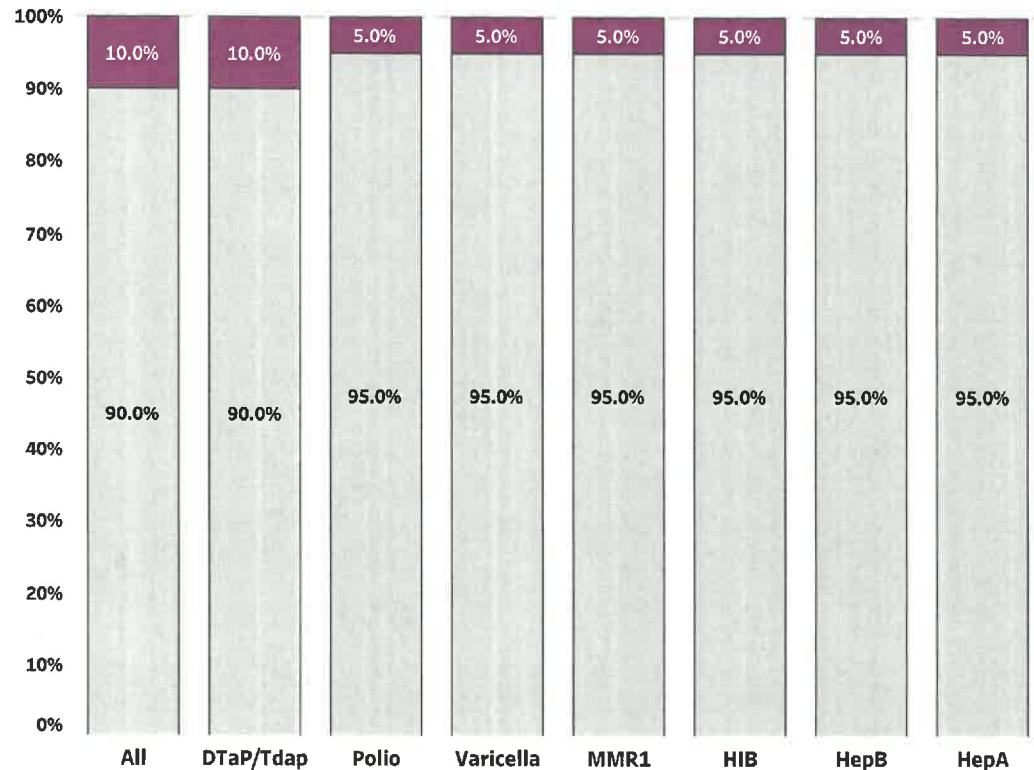
## Head Start of Yamhill County - Praise Center Yamhill County

Head Start of Yamhill  
County - Praise Center  
Yamhill

|                         |       |       |
|-------------------------|-------|-------|
| Enrollment *            | 20    |       |
| Not Required **         | 0     |       |
| Under 18 Months ***     | 0     |       |
| % No Record ****        | 0.0%  |       |
| % All Required Vaccines | 90.0% | 80.2% |
| % DTaP / Tdap           | 90.0% | 85.3% |
| % Polio                 | 95.0% | 91.5% |
| % Varicella             | 95.0% | 90.4% |
| % MMR1                  | 95.0% | 91.4% |
| % Hep B                 | 95.0% | 90.2% |
| % Hep A                 | 95.0% | 89.2% |
| % HIB                   | 95.0% | 89.0% |
| % NME - Any             | 10.0% |       |
| % NME - DTaP / Tdap     | 10.0% |       |
| % NME - Polio           | 5.0%  |       |
| % NME - Varicella       | 5.0%  |       |
| % NME - MMR1            | 5.0%  |       |
| % NME - HepB            | 5.0%  |       |
| % NME - Hep A           | 5.0%  |       |
| % NME - HIB             | 5.0%  |       |
| % NME - All             | 5.0%  |       |
| % Medical Exemption     | 0.0%  |       |

\* Number of children enrolled in this site as of March  
 \*\* Additional children not included in enrollment number for whom immunizations are not required to be reported because their records are tracked by another site or attend fewer than 5 days per year  
 \*\*\* Additional children not included in enrollment number 18 months and under for whom immunizations are not required to be reported because of their age  
 \*\*\*\* Percent of children with no immunization or exemption record

Nonmedical exemption rate  
 Immunization rate



The chart shows both the vaccination and nonmedical exemption rates (NME) for each vaccine. These numbers may not total 100% if some children have medical exemptions, or are incomplete or in process with immunizations but do not need an exemption because they are on schedule.

# Child care immunization and exemption rates, 2025-2026

English

Español

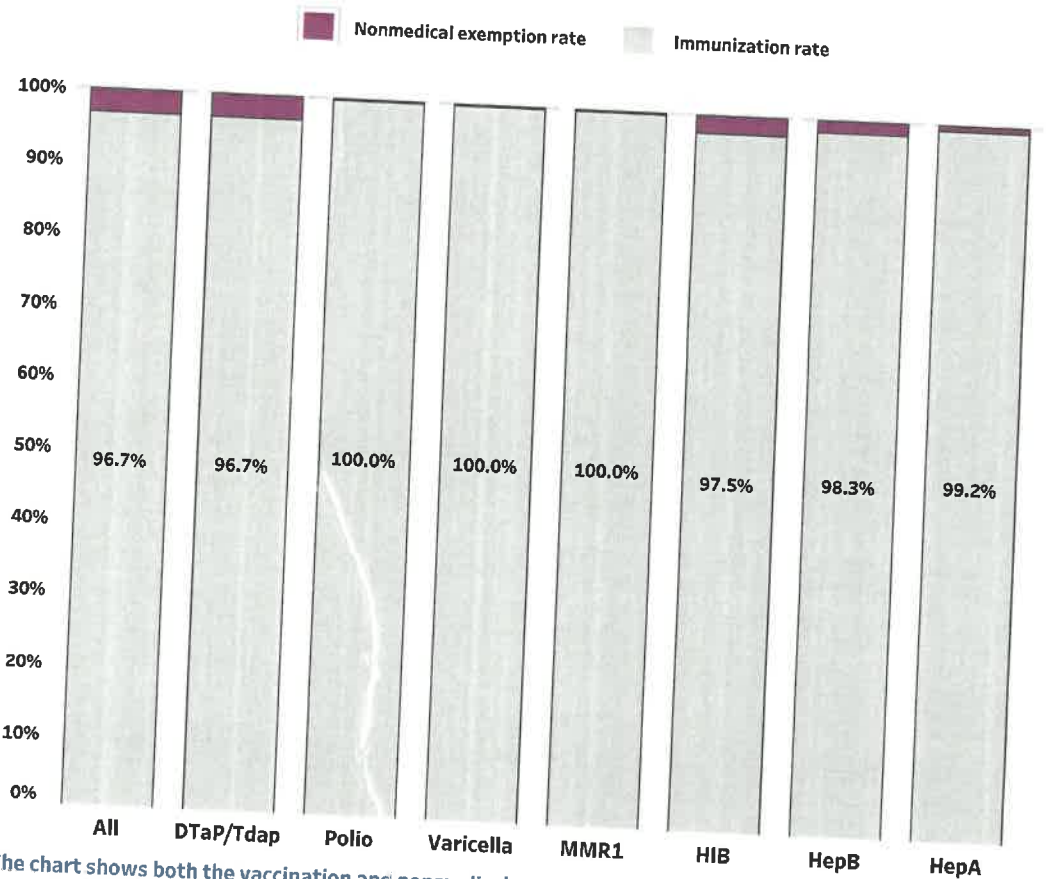


Below shows the immunization and exemption rates for your school in the 2025-2026 school year. The goal is for at least 95% of children to be immunized for community protection and to reduce the chance of spreading vaccine preventable diseases.

Selected school: Head Start of Yamhill County - McMinnville MEC Center, Ya..

## Head Start of Yamhill County - McMinnville MEC Center Yamhill County

|                         | Head Start of Yamhill County - McMinnville MEC Center | Yamhill |
|-------------------------|---|---------|
| Enrollment *            | 120   |         |
| Not Required **         | 0   |         |
| Under 18 Months ***     | 9   |         |
| % No Record ****        | 0.0%  |         |
| % All Required Vaccines | 96.7%   | 80.2%   |
| % DTaP / Tdap           | 96.7%   | 85.3%   |
| % Polio                 | 100.0%  | 91.5%   |
| % Varicella             | 100.0%  | 90.4%   |
| % MMR1                  | 100.0%  | 91.4%   |
| % Hep B                 | 98.3%   | 90.2%   |
| % Hep A                 | 99.2%   | 89.2%   |
| % HIB                   | 97.5%   | 89.0%   |
| % NME - Any             | 3.3%  |         |
| % NME - DTaP / Tdap     | 3.3%  |         |
| % NME - Polio           | 0.0%  |         |
| % NME - Varicella       | 0.0%  |         |
| % NME - MMR1            | 0.0%  |         |
| % NME - HepB            | 1.7%  |         |
| % NME - Hep A           | 0.8%  |         |
| % NME - HIB             | 2.5%  |         |
| % NME - All             | 0.0%  |         |
| % Medical Exemption     | 0.0%  |         |



The chart shows both the vaccination and nonmedical exemption rates (NME) for each vaccine. These numbers may not total 100% if some children have medical exemptions, or are incomplete or in process with immunizations but do not need an exemption because they are on schedule.

\* Number of children enrolled in this site as of March

\*\* Additional children not included in enrollment number for whom immunizations are not required to be reported because their records are tracked by another site or attend fewer than 5 days per year

\*\*\* Additional children not included in enrollment number 18 months and under for whom immunizations are not required to be reported because of their age

\*\*\*\* Percent of children with no immunization or exemption record

English

Español



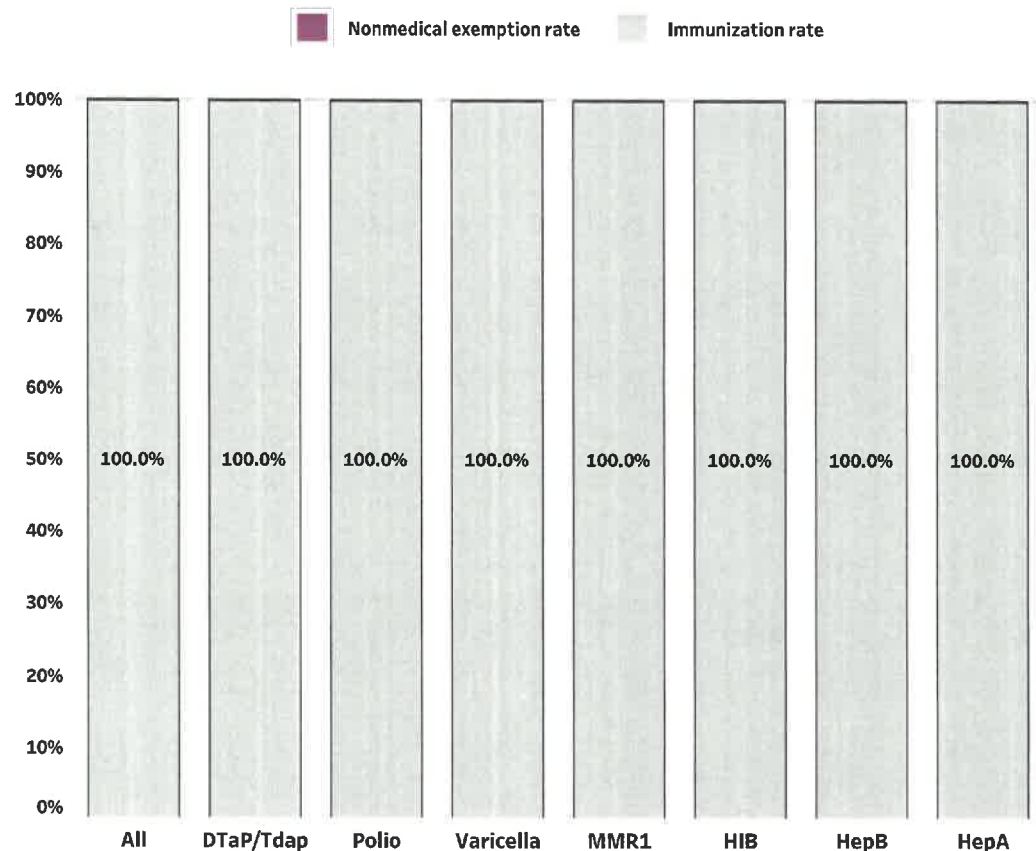
Below shows the immunization and exemption rates for your school in the 2025-2026 school year. The goal is for at least 95% of children to be immunized for community protection and to reduce the chance of spreading vaccine preventable diseases.

Selected school: **Head Start of Yamhill County - Lafayette, Yamhill**

## Head Start of Yamhill County - Lafayette Yamhill County

| Head Start of Yamhill County - Lafayette | Yamhill |
|--|---------|
| Enrollment *                             | 18      |
| Not Required **                          | 0       |
| Under 18 Months ***                      | 0       |
| % No Record ****                         | 0.0%    |
| % All Required Vaccines                  | 100.0%  |
| % DTaP / Tdap                            | 80.2%   |
| % Polio                                  | 85.3%   |
| % Varicella                              | 91.5%   |
| % MMR1                                   | 90.4%   |
| % Hep B                                  | 91.4%   |
| % Hep A                                  | 90.2%   |
| % HIB                                    | 89.2%   |
| % NME - Any                              | 89.0%   |
| % NME - DTaP / Tdap                      | 0.0%    |
| % NME - Polio                            | 0.0%    |
| % NME - Varicella                        | 0.0%    |
| % NME - MMR1                             | 0.0%    |
| % NME - HepB                             | 0.0%    |
| % NME - Hep A                            | 0.0%    |
| % NME - HIB                              | 0.0%    |
| % NME - All                              | 0.0%    |
| % Medical Exemption                      | 0.0%    |

\* Number of children enrolled in this site as of March  
 \*\* Additional children not included in enrollment number for whom immunizations are not required to be reported because their records are tracked by another site or attend fewer than 5 days per year  
 \*\*\* Additional children not included in enrollment number 18 months and under for whom immunizations are not required to be reported because of their age  
 \*\*\*\* Percent of children with no immunization or exemption record



The chart shows both the vaccination and nonmedical exemption rates (NME) for each vaccine. These numbers may not total 100% if some children have medical exemptions, or are incomplete or in process with immunizations but do not need an exemption because they are on schedule.

English

Español



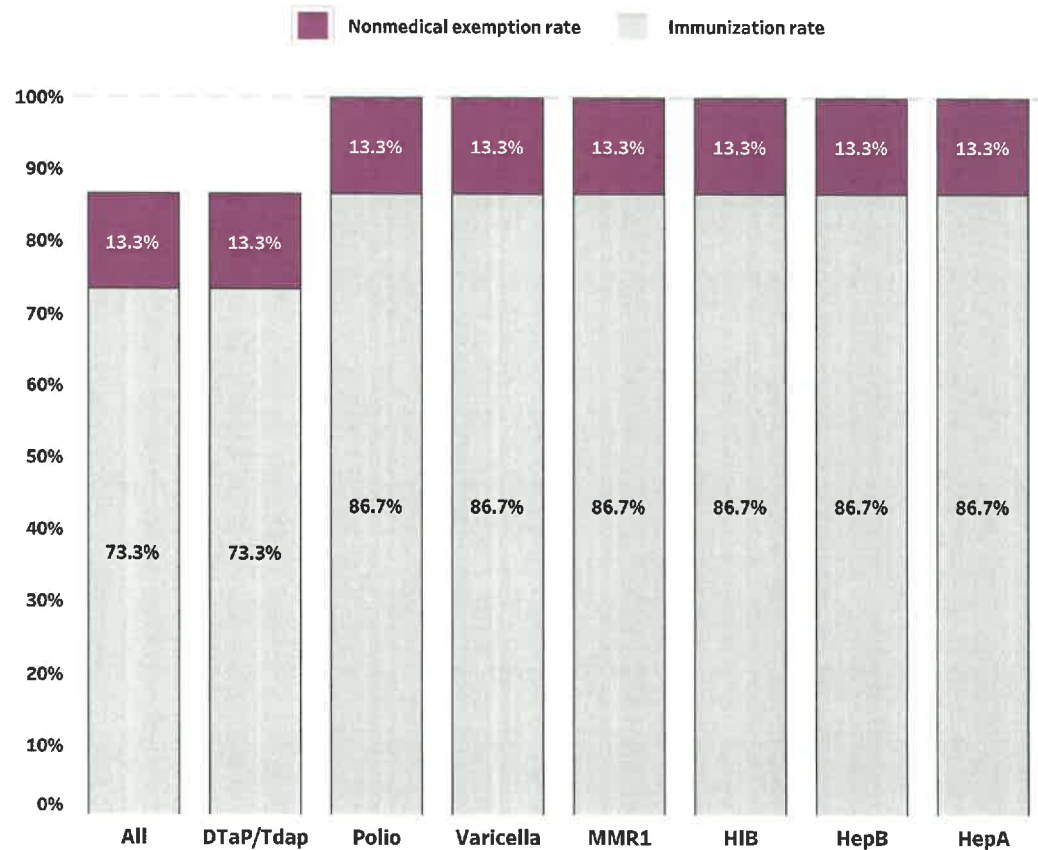
Below shows the immunization and exemption rates for your school in the 2025-2026 school year. The goal is for at least 95% of children to be immunized for community protection and to reduce the chance of spreading vaccine preventable diseases.

Selected school: **Head Start of Yamhill County - EHS/MSD Modular HSYC-ME..**

**Head Start of Yamhill County - EHS/MSD Modular HSYC-MEHST**  
Yamhill County

| Head Start of Yamhill County - EHS/MSD Modular HSYC-MEHST | Yamhill |
|---|---------|
| Enrollment *  | 15      |
| Not Required **   | 0       |
| Under 18 Months ***                                       | 0       |
| % No Record ****  | 0.0%    |
| % All Required Vaccines                                   | 73.3%   |
| % DTaP / Tdap   | 80.2%   |
| % Polio   | 85.3%   |
| % Varicella   | 86.7%   |
| % MMR1  | 91.5%   |
| % Hep B   | 90.4%   |
| % Hep A   | 86.7%   |
| % HIB   | 89.2%   |
| % NME - Any   | 89.0%   |
| % NME - DTaP / Tdap                                       | 13.3%   |
| % NME - Polio   | 13.3%   |
| % NME - Varicella   | 13.3%   |
| % NME - MMR1  | 13.3%   |
| % NME - HepB  | 13.3%   |
| % NME - Hep A   | 13.3%   |
| % NME - HIB   | 13.3%   |
| % NME - All   | 13.3%   |
| % Medical Exemption                                       | 0.0%    |

\* Number of children enrolled in this site as of March  
 \*\* Additional children not included in enrollment number for whom immunizations are not required to be reported because their records are tracked by another site or attend fewer than 5 days per year  
 \*\*\* Additional children not included in enrollment number 18 months and under for whom immunizations are not required to be reported because of their age  
 \*\*\*\* Percent of children with no immunization or exemption record



The chart shows both the vaccination and nonmedical exemption rates (NME) for each vaccine. These numbers may not total 100% if some children have medical exemptions, or are incomplete or in process with immunizations but do not need an exemption because they are on schedule.